







## Fast runner SL



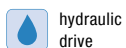
SL16 – SL11

		SL16	SL15	SL14	SL13	SL12	SL11
							
<b>Drive</b>		hydraulic	hydraulic	hydraulic	hydraulic	hydraulic	hydraulic
<b>Weight</b>	kg	22	28	29	29	30	30
<b>Torque max.</b>	daNm	22	26	40	56	68	80
<b>Speed max.</b>	rpm	1'075	860	610	440	360	310
<b>Air requirement</b>	m <sup>3</sup> /min						
<b>Oil requirement</b>	l/min	86 @ 200	86 @ 200	86 @ 200	86 @ 200	86 @ 200	86 @ 200
<b>Oil requirement per revolution</b>	cm <sup>3</sup>	80	100	140	195	240	280
<b>Transmission ratio</b>		1	1	1	1	1	1
<b>Shaft</b>		Rd50 AG / API 2 3/8 IG					
<b>Flushing head</b>		G 1 1/4 (Rd46)					
<b>Suitable for chain feeds</b>		92 / 91 / 90	92 / 91 / 90	92 / 91 / 90	92 / 91 / 90	92 / 91 / 90	92 / 91 / 90

## Rotary Heads SL

High rotation version, including flushing head. Available in different sizes (U/min)

Suitable for diamond core drilling



hydraulic drive