

Rotary Heads

High-speed and normal runners

Normal runner NL



NLL



NI1 / NL1a / NL1b



NL2 / NL3 / NL4

		NLL	NL1	NL1a	NL1b	NL2	NL3	NL4
Drive		air	hydraulic	hydraulic	hydraulic	hydraulic	hydraulic	hydraulic
Weight	kg	38	85	85	80	36	33	32
Torque max.	daNm	90	725	500	280	180	140	115
Speed max.	rpm		35	55	90	60	100	115
Air requirement	m ³ /min	4 @ 6						
Oil requirement	l/min		86 @ 200	86 @ 200	86 @ 200	46 @ 200	46 @ 200	46 @ 200
Oil requirement per revolution	cm ³		2'450	1'650	980	780	470	400
Transmission ratio		1	5.17	5.17	5.17	1	1	1
Shaft		Rd50AG/API 2 3/8 IG	API 2 3/8 IG			Rd50 AG / API 2 3/8 IG		
Flushing head		G 1 1/4 (Rd46)						
Suitable for chain feeds		90L	92	92	92	92 / 91	92 / 91 / 90	92 / 91 / 90

Rotary Heads NL

Standard version, including a highly efficient flushing head that can be used with air, water and mortar. Available in various sizes (torque).

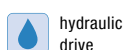
Ideal for down-the-hole hammers with casing tubes and *Lumetrix* eccentric core bits for casing drilling.

Rotary Heads NLL

Pneumatic version, including heavy duty flushing head.



Pneumatic drive









hydraulic drive

Fast runner SL



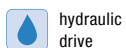
SL16 – SL11

		SL16	SL15	SL14	SL13	SL12	SL11
							
Drive		hydraulic	hydraulic	hydraulic	hydraulic	hydraulic	hydraulic
Weight	kg	22	28	29	29	30	30
Torque max.	daNm	22	26	40	56	68	80
Speed max.	rpm	1'075	860	610	440	360	310
Air requirement	m ³ /min						
Oil requirement	l/min	86 @ 200	86 @ 200	86 @ 200	86 @ 200	86 @ 200	86 @ 200
Oil requirement per revolution	cm ³	80	100	140	195	240	280
Transmission ratio		1	1	1	1	1	1
Shaft		Rd50 AG / API 2 3/8 IG					
Flushing head		G 1 1/4 (Rd46)					
Suitable for chain feeds		92 / 91 / 90	92 / 91 / 90	92 / 91 / 90	92 / 91 / 90	92 / 91 / 90	92 / 91 / 90

Rotary Heads SL

High rotation version, including flushing head. Available in different sizes (U/min)

Suitable for diamond core drilling



hydraulic drive